

Http://www.ceofusion.org



1. After CEO Fusion.org has been loaded in your web browser, click on the 'Fusion Resources' button located directly below the main menu



2. After clicking the abovementioned button, the Fusion Resources introductory Page will appear in the frame to your right.

3. You will be initially greeted with two (2) choices; Sign In or, Sign Up



4. (a) If you have already registered within the Fusion Resources portal, click on 'Sign-In.'  
You will be required to enter your unique 'Login name' and 'Password' in order to access your personal WELCOME page

4. (b) If you have not previously registered within the Fusion Resources portal, click on 'Sign-Up.'  
The Registration Process will be discussed in the following section.

Login name: [input]  
Password: [input]  
[Forgot your password?](#)  
Login [button] Reset [button]





5. After clicking 'Sign-Up' on the 'Fusion Resources' intro page, the registration form will pop up in a new window

**CEO FUSION**  
ENHANCE YOUR NETWORK. SHARPEN YOUR SKILLS.

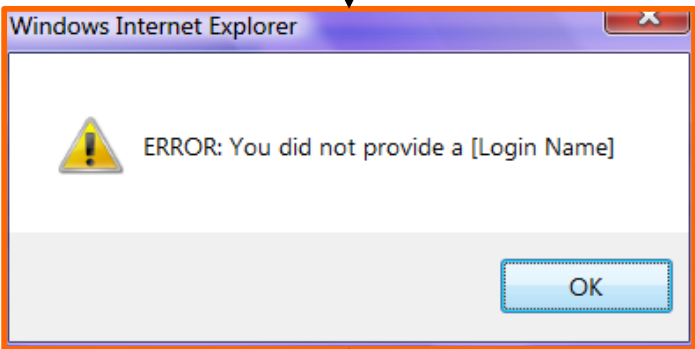
Please fill out the following fields - Required fields are marked with an asterisk '\*\*' Exit

**FUSION RESOURCES:**


Login Name\*   
 Password\*  Pass. (Confirm)\*   
 Member Type\*  Fusion Role   
**PERSONAL:**

Title  Address 1   
 Last Name\*  Address 2   
 Mid. Name/ Initial  City   
 First Name\*  Province   
 Gender  Country   
 E-Mail Address\*  Postal Code   
**COMPANY:**

Company Name\*   
 Company Industry\*    
 Company Size  Job Title\*



6. Please pay special attention to the instructions provided.



7. After you have entered your information, click 'Add' at the bottom of the form. You will receive a message informing you as to whether your entries have or have not been successfully saved in the Fusion Resources database.





8. Click 'Exit' to close the window and return to the 'Fusion Resources' introductory page.


Welcome

<b>Fusion ID</b> 1441	<b>Member Type</b> Prospect
<b>Welcome, Fusion!</b>	

9. After you have successfully entered and saved your information into the 'Fusion Resources' database and, logged in, you will be directed to your unique WELCOME page.

**Select a Resource:**

<b>Fusion Profile</b>		View and edit your CEO Fusion login information and contact details.
<b>Fusion Experience</b>		View and edit your CEO Certificate of Achievement Experience Scorecard
<b>Fusion Network</b>		Build your relationship capital with Social Fusion – CEO Fusion's Social Networking Platform!
<b>Fusion Blog</b>		Stay up to date with the latest news and information relevant to emerging-growth CEOs!
<b>Fusion eLearning</b>		Visit the CEO Fusion eLearning forum to develop your skills and find valuable resources to help you grow your company!

[Return](#) 

10. You will be provided with several options (only two (2) will be mentioned here).

You can view and/ or edit your information by clicking on the 'Fusion Profile' button or,

You can visit CEO Fusion's online eLearning Platform by clicking on the 'Fusion eLearning' button.

Fusion eLearning 

11. After clicking the 'Fusion eLearning' button, a new window will pop, directed you to the 'eLearning Platform'




You are logged in as Karen Zavitz (Logout)

English (en\_us) ▾

---

**Main menu** ▾

 Are you Fusion Ready?

 SIFE Code of Ethics

---

**Wikipedia** ▾






**WIKIPEDIA**  
The Free Encyclopedia

Welcome to the Online Resource Portal

---

**Course categories**

-  **Business Plans for the Real World**
- Business Plans for Growth 101  
- Business Plans for Growth 201 
- Readings for Business Planning 
-  **Successful Growth Strategies**
- Successful Start-Up Strategies and Paradigms 101 